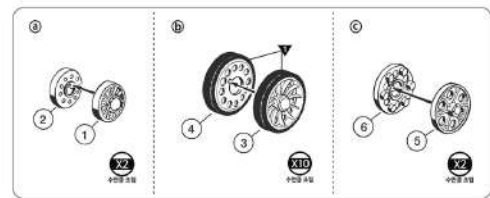


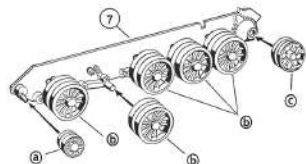
# MANUAL

13421 1/72 Soviet Medium Tank T-34-85

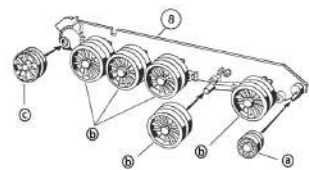
1



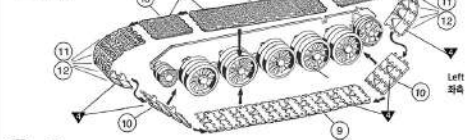
2



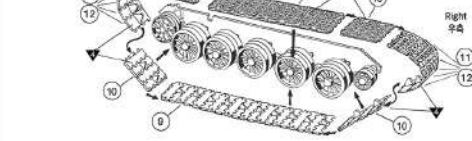
3



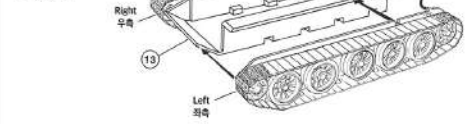
4



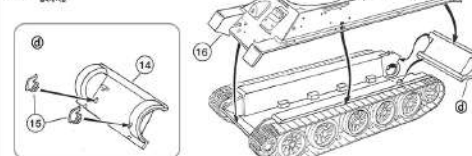
5



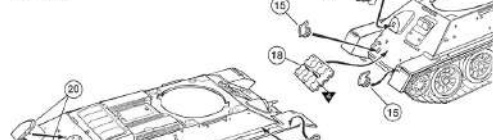
6



7



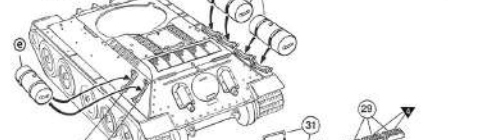
8



9




10



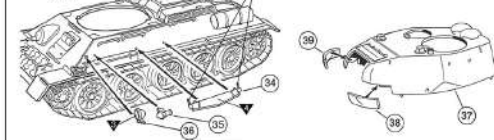
11



12



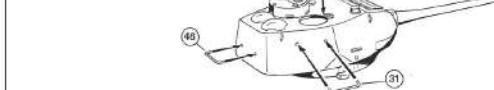
13



14



15



15



painting & decal placement / 색칠 및 전사지표하기

T-34-85, 7th Guards Tank Corps, Berlin, 1945



6

painting & decal placement / 색칠 및 전사지표하기

T-34-85, 1st Polish armored Corps, Czechoslovakia, 1945


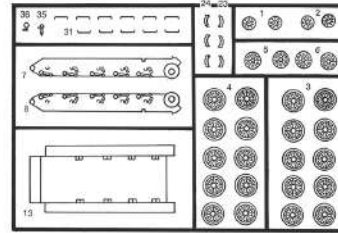


T-34-85, PVA, Yeoncheon, 1953

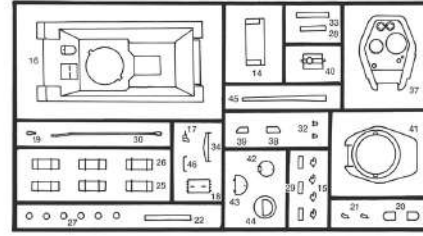


7

parts location diagram / 부품도



Decal 전사지



8

Copyright ©2021 Academy Model, Seoul, Korea, Ltd.



The copyright of the trademark and the trademark is reserved for the model kit by Academy Model Co., Ltd. All rights reserved. The trademark of the model kit is registered in the Republic of Korea and other countries. The trademark of the model kit is registered in the Republic of Korea and other countries. The trademark of the model kit is registered in the Republic of Korea and other countries.

Working in Assembly of Model Kits. Take care not to injure yourself while using the modeling tools to cut or trim parts. 조립할 때 주의사항. 공구용 이용하여 부품을 다듬고 자를 경우 손을 다치지 않도록 주의할 기구를 사용하십시오.

CAUTION! 주의

Read this before you begin!  
 Check the instruction book assembly.  
 Check the fit of each piece before connecting into place.  
 Never use force to push the parts into place.  
 The fit will be much looser to get parts.  
 Check a number of times and recheck when joined to get it to fit.  
 Use up and down the way to avoid damage to the surface of the kit.

조립하기 전!  
 조립 전에 설명서 꼭 읽어주세요!  
 조립할 때 힘을 사용하지 않습니다.  
 조립할 때 부품이 잘 맞지 않으면 힘을 사용하지 않습니다.  
 조립할 때 부품이 잘 맞지 않으면 힘을 사용하지 않습니다.  
 조립할 때 부품이 잘 맞지 않으면 힘을 사용하지 않습니다.  
 조립할 때 부품이 잘 맞지 않으면 힘을 사용하지 않습니다.

CONVERT	OPTIC	X2	DECAL	MULLIST	PE	PL
변환	광학렌즈	수업용 렌즈	전사지	공구용	대형	필름
CUT	OPTICA	OPTIC	ROLLE	CAUTION	ATTENTION	VERBODEN
절단용	신체	면역력	롤러	주의	주의	금지

PAINT INDEX	Humbrol		GSI Colors		Tamiya		Revell		Vallejo		AC	MARK COLOR	
	Enamel	Acryl	Acryl	Model Color	Enamel	Acryl	Enamel	Acryl	Model Color	Model Air			
FLAT BLACK	33	33	HTZ	33	LC01	1249	6768	32168	36108	950	57	735	무광 검정색
RUSSIAN GREEN	10			136	LA008	1264	4729			894	14	746	러시아 그린
SILVER	11	11	148	8	LC14	2394	4678	32550	36750	997	63	139	은색
STEEL	53	53	H48	28	LC15	1795	4681	32191	36191	863	72	769	강철
WOOD BROWN	10	10	H37	43	LA035	1540		32382	36382	875		782	우드 브라운
RUST	30		H33	81	LA088	1785	4675	32383	36383	871		709	러스트